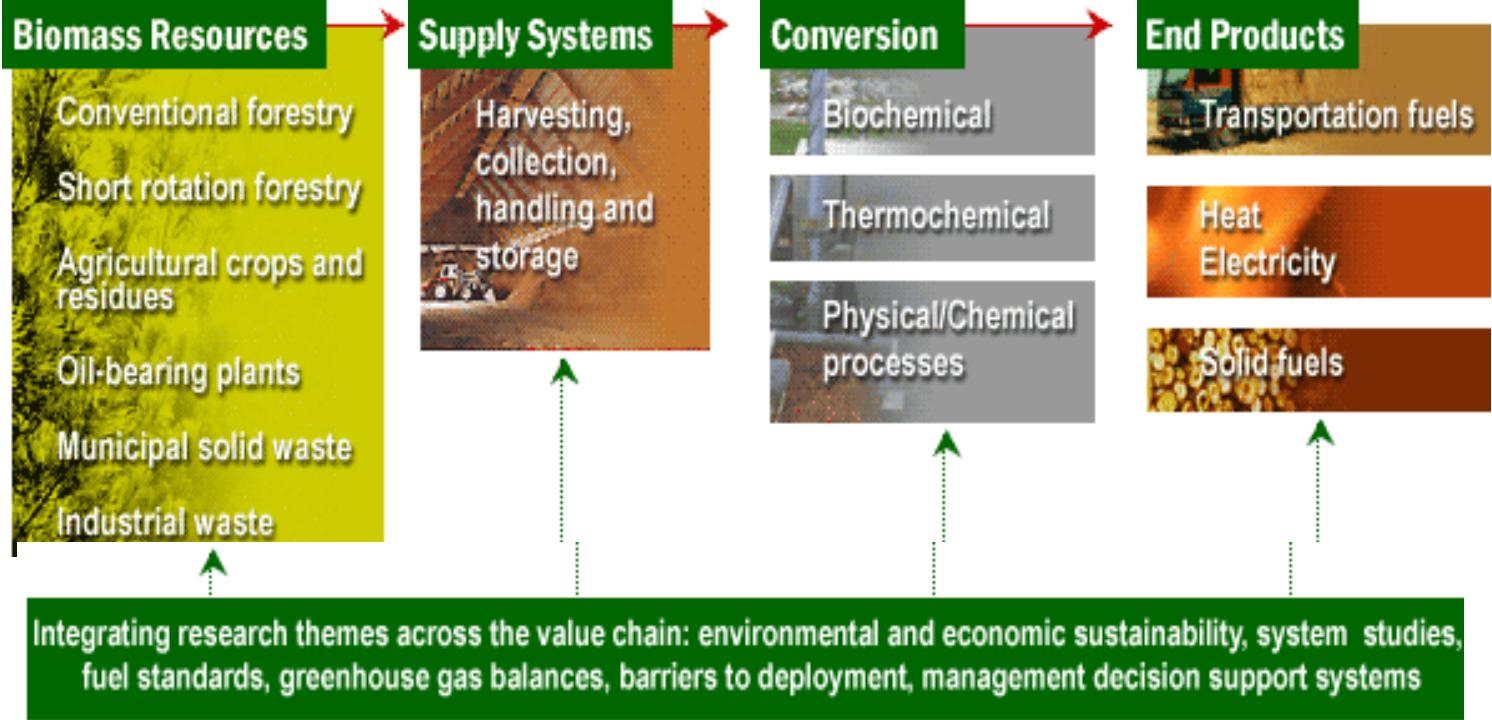


Biogas Upgrading - An Introduction

Arthur Wellinger
Nova Energie Ltd.
Leader Task 37



IEA Bioenergy





IEA Bioenergy Task 37

IEA Bioenergy presently engulfs 12 Tasks:

Task 29: Socio-Economic Drivers in Implementing Bioenergy Projects

Task 31: Conventional Forestry Systems

Task 32: Biomass Combustion and Co-firing

Task 33: Thermal Gasification of Biomass

Task 34: Pyrolysis of Biomass

Task 35: Techno-Economic Assessments for Bioenergy Applications

Task 36: Energy from Integrated Solid Waste Management Systems

Task 37: Energy from Biogas and Landfill Gas

Task 38: Greenhouse Gas Balances of Biomass and Bioenergy Systems

Task 39: Liquid Bio-Fuels

Task 40: Sustainable International Bioenergy Trade

Task 43: Biomass feedstocks for energy markets

Member countries participating in Task 37: Energy from Biogas and Landfill Gas

Switzerland:	Arthur Wellinger (Task Leader)
Austria:	Rudolf Braun
Canada:	Jody Anne Barclay
Denmark:	Jens Bo Holm-Nielsen/ Teodorita Al Seadi
EC:	David Baxter
Finland:	Juka Rintala
France:	Olivier Théobald, ADEME
Germany:	Peter Weiland, FAL
Sweden:	Anneli Petersson
Netherlands:	Mathieu Dumont
UK:	Claire Lukehurst

Upgrading of Biogas



Definition

Biogas cleaning:

Removal of undesired trace substances from the biogas like minerals, sulphide, ammonia, etc.

Biogas upgrading:

Removal of CO₂ to reach natural gas like quality

Biomethane:

Natural gas like, upgraded biogas for grid injection or vehicle fuel



IEA Bioenergy Task 37

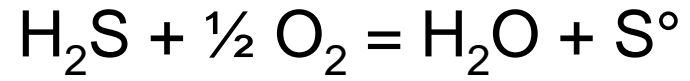
Biogas conditioning: Requirements of utilizers

Application	H ₂ S	CO ₂	H ₂ O	Siloxane
Heating	< 1'000 ppm	no	no	no
Cooking	yes	no	no	no
Engine (CHP)	≤ 500 ppm	no	no condensation	yes
High pressure compression	yes	recommended	yes	no
Grid and fuel quality	yes	yes	yes	Eventually
Hot fuel cells	yes	No	No condensation	yes

Hydrogene Sulfide Removal

- **Air/Oxygen dosing into the digester**
- **Biological oxidation on a filter bed**
- **Iron oxyde sponge**
- **Iron chloride dosing into the digester**
- **Activated carbon**
- **Scrubbers (water, amines or glycoles)**

Biological Oxidation





IEA Bioenergy Task 37

Chemical/physical removal:

- Iron chloride dosing into the digester
- Adsorption on iron oxide
- Adsorption on activated carbon





IEA Bioenergy Task 37

Biogas upgrading: CO2 removal with physical scrubbers: Water & organic solutions





IEA Bioenergy Task 37

PSA with activated carbon





IEA Bioenergy Task 37

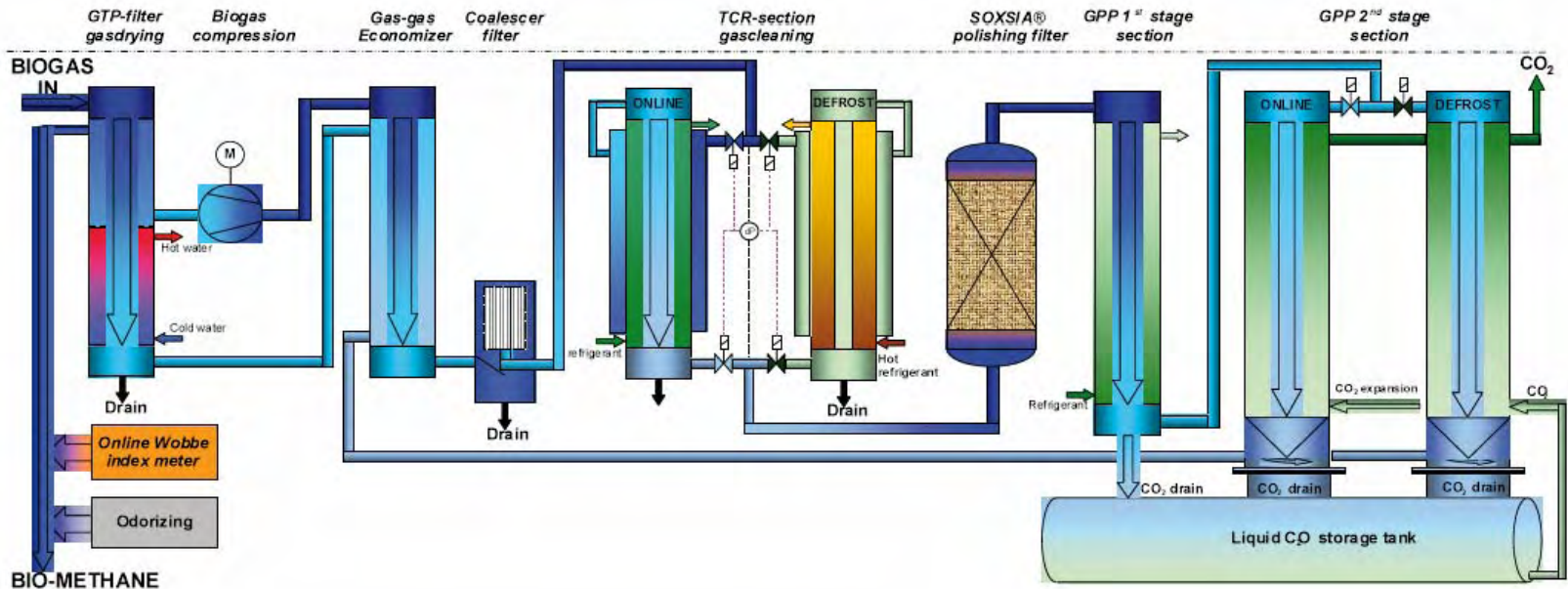
Chemical binding (MEA, DEA)



Membrane separation:



Cryogenic gas upgrading



Compressed to 17-26 bar

Cooled to -25°C

Removal of water, hydrogen sulphide, sulphur dioxide, halogens and siloxanes

Cooled to -50 to -59°C, then to -65°C or lower



IEA Bioenergy Task 37

What are the bottle necks ?

- Methane emission (slip)
- Market volume
- Trade
- Regulation



IEA Bioenergy Task 37

Methane emission – The solutions

Upgrading w/o slip



Flox burner after PSA



Converter after water scrubbing

	abweichung
	2
	3
	8)
	8)
	4)

Utilisation of CH₄ in off gas

Market volume

A low price helps a lot !





IEA Bioenergy Task 37

«Weil unser Planet keine Klimaanlage hat.»
www.schlau-fahren.ch

erdgas fahren

Marketing

«Ich senke CO₂ mit IQ.»
www.schlau-fahren.ch

erdgas fahren

«Die Welt habe ich nur geliehen – mein Erdgasauto gekauft.»
www.schlau-fahren.ch

erdgas fahren

Fahren Sie noch einen Benziner?

Wer mit der Zeit geht, fährt mit Erdgas. Mit Erdgas sparen Sie rund 35% Treibstoffkosten CHF 1.18 pro Liter. Und das ist erst der Anfang.

Fährt Ihr Auto noch mit Diesel?

Durch die Klimawandelung reden kann jeder – etwas dagegen unternehmen eigentlich Sie nicht nur die Schadstoffbelastung für die Umwelt, sondern auch die Treibstoffkosten. Denn heute kostet Erdgas gerade nur CHF 1.18 pro Liter. Und das ist erst der Anfang.

Tanken Sie immer noch für CHF 1.83?

Mit einem Erdgasfahrzeug tanken Sie nicht nur die Schadstoffbelastung für die Umwelt, sondern auch die Treibstoffkosten. Im Vergleich zu einem Liter Benzin oder Diesel kostet Erdgas gerade nur CHF 1.18 pro Liter. Sie sparen also rund 35% Treibstoffkosten. Und das ist erst der Anfang. Schenken Sie sich ein besseres Gefühl.

erdgas fahren

Testimonials

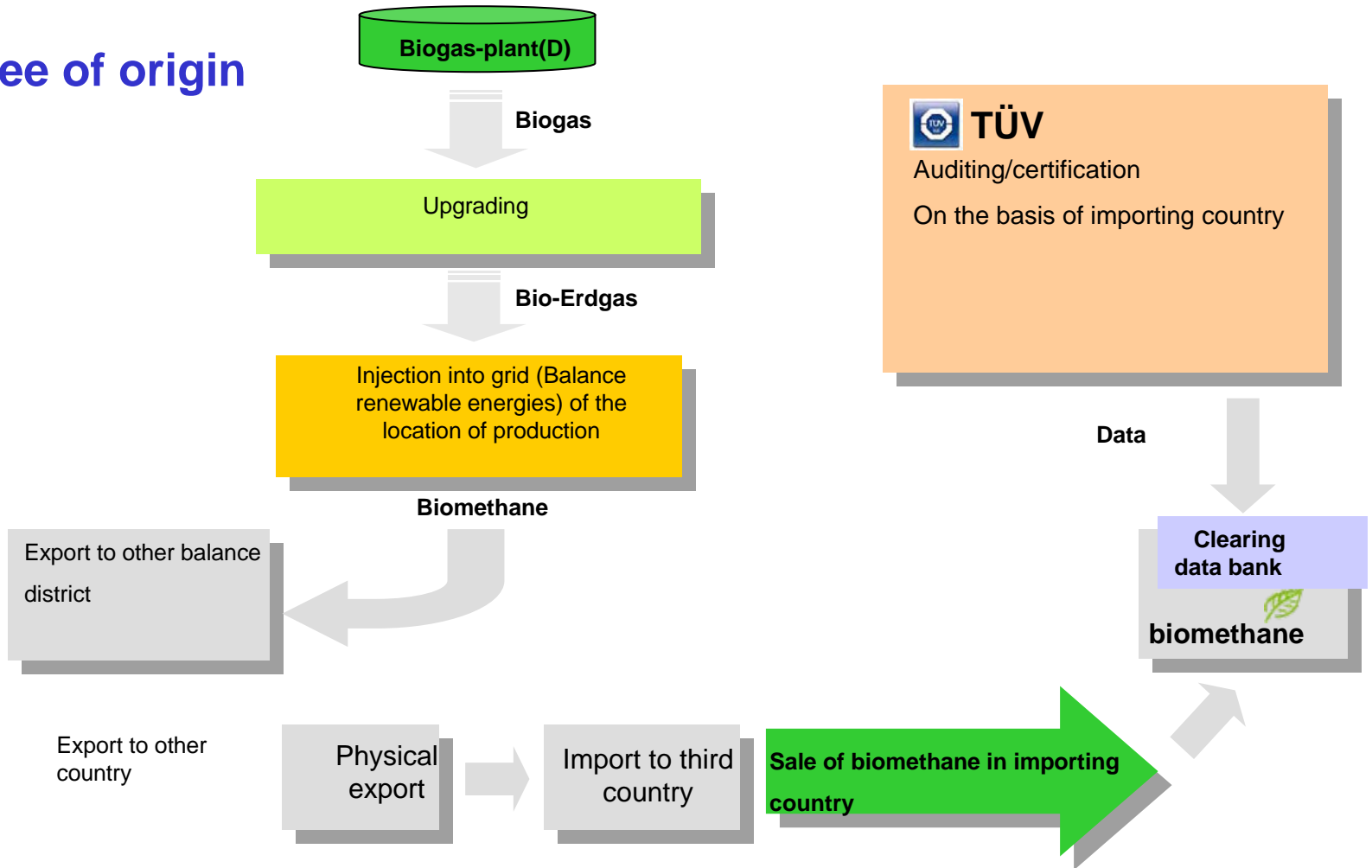
Are you old fashioned?



IEA Bioenergy Task 37

Trade

Guarantee of origin





IEA Bioenergy Task 37



The **Swan Label** was initiated in 1989 in Sweden and Norway. The Label is managed by the Nordic Eco-labelling Board. It covers 25 product groups, e.g. washing machines, freezers, etc. Since 2008 Biomethane.

Advantage: Well established

Disadvantage: No independent audit,
no pure biomethane (min. 35%)



Bmp greengas is a private company. Trade since 2007 (trade platform). Created an own label. Audited by TÜV

Disadvantage: No independent management



Europe's top label (together with o.k. power) for electricity. Since 2008 label for renewable heat and biomethane. Mangaged by an independent association. Audited and labeld by



Mehr Sicherheit.
Mehr Wert.




Regulatory restrictions

- Germany:** - Limited access due to feed-in tariff
- Preference for CHP
- Italy:** - No gas injection allowed so far
- Austria:** - Only biomethane from agricultural origin
- U.K.:** - Stringent requirements for oxygen (< 0.2%)
- France:** - Hygienic limits (no gas injection for WWTP & landfills
- Chemical restrictions
→ so far no gas injection possible



IEA Bioenergy Task 37

Quelle est la quantité de bactéries dans le biogaz 

La quantité de bactéries est relativement peu variable, environ 10^6 bactéries totales / m^3 de biogaz.

Environ une bactérie du digesteur sur 10^{12} se retrouve dans le biogaz.

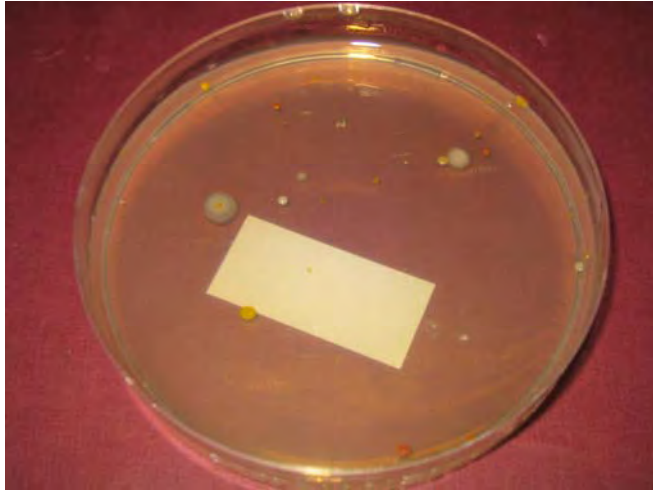
Air: 10^7 bactéries par m^3

$1,5 \cdot 10^3$ à $1,7 \cdot 10^5$ UFC/ m^3 dans le biogaz d'un CET (rapport 2000, Réseau Santé Déchets).

Dans le biogaz, environ une bactérie sur 100 est cultivable.



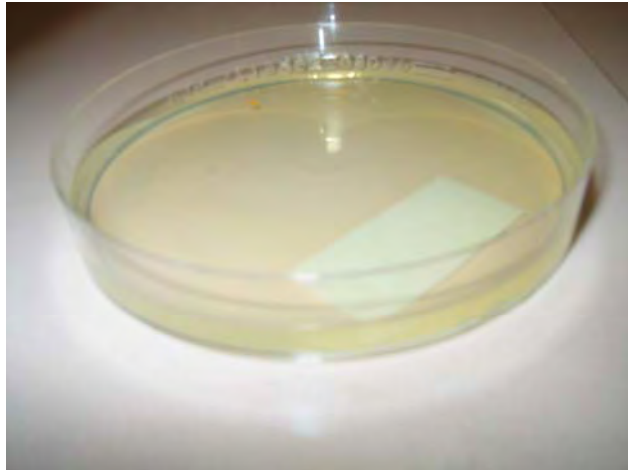
IEA Bioenergy Task 37



0.4 m³ natural gas



0.4m³ air during test



0.5 m³ upgraded biogas

Source: University of Lund & SGC

Microbes in biogas from landfills & WWTP

- > Biologicals were found in both natural gas samples and biomethane samples from nearly all sources. However, it appears that there are more live bacteria in natural gas samples than in biomethane samples.
- > Spores are present in both natural gas and biomethane samples.
- > Total bacterial counts indicate that MIC bacteria are present in both natural gas and biomethane.

GTI looked also in the dangerous chemicals

Category	L2 Biomethane	L3 Biomethane	NG	WWTP1 Biomethane
Ammonia	BDL(<0.001%)	BDL(<0.001%)	BDL(<0.001%)	BDL(<0.001%)
Extended Hydrocarbons				
-Cycloalkanes	Cyclopentane; Methylcyclopentane; Cyclohexane	Cyclopentane; Methylcyclopentane; Cyclohexane; Methylcyclohexane	Cyclopentane; Methylcyclopentane; Cyclohexane; Methylcyclohexane	BDL (< 0.0001 mol%)
-Aromatics	EDL (< 1ppmv)	Benzene	Benzene; Toluene; Ethylbenzene; m,p-Xylene; o-Xylene; C3 Benzenes	EDL (< 0.0001 mol%)
-Paraffins	Hexanes	Hexanes; Heptanes	Hexanes; Heptanes; 2,2,4-Trimethylpentane; Octanes; Nonanes; Decanes	BDL (< 0.0001 mol%)
Organic Silicons	BDL (< 0.5 ppmv Si)	BDL (< 0.5 ppmv Si)	BDL (< 0.5 ppmv Si)	BDL (< 0.5 ppmv Si)
TO-14 Halocarbons	Dichlorodifluoromethane (CFC-12); 1,2-Dichlorotetrafluoroethane (CFC-114); Trichlorofluoromethane (CFC-11); Chloroethane; Chloroethene (Vinyl Chloride);	Dichlorodifluoromethane (CFC-12); 1,2-Dichlorotetrafluoroethane (CFC-114); Trichlorofluoromethane (CFC-11); Chloroethane; Chloroethene (Vinyl Chloride);	EDL (< 0.1 ppmv)	EDL (< 0.1 ppmv)
Mercury	EDL (< 0.02 µg/m3)	Yes*	BDL (< 0.02 µg/m3)	EDL (< 0.02 µg/m3)
Volatile Metals	Zinc	BDL (< 30 µg/m3)	Zinc	Zinc



IEA Bioenergy Task 37

**The future for biomethane looks bright –
but there is still a long way to go !**

Thank you