

# REFAWOOD - Reduction of ash-related problems in large-scale biomass combustion systems via resource efficient low-cost fuel additives

Graz, 24.01.2020

Peter Sommersacher

# Content



- **Introduction and objectives**
- **Methodology**
- **Results – Effects of additives on**
  - flue gas composition
  - particulate matter in the flue gas
  - deposit formation
- **Summary and conclusion**

# Introduction and objectives



- **Slagging and fouling in biomass fired boilers leads to shutdowns → Removal of these deposits**
  - **Downtime** of the boiler is associated with **enormous costs**.
- **Corrosion can damage the heat exchangers**
- **In order to minimise the slagging tendency and corrosion risk, inexpensive additives can be used.**
  - Additives and favourable additive rates were first tested on laboratory scale.
  - Aim: Testing of suitable additives in a large-scale biomass combustion system.



- **Plant investigated**

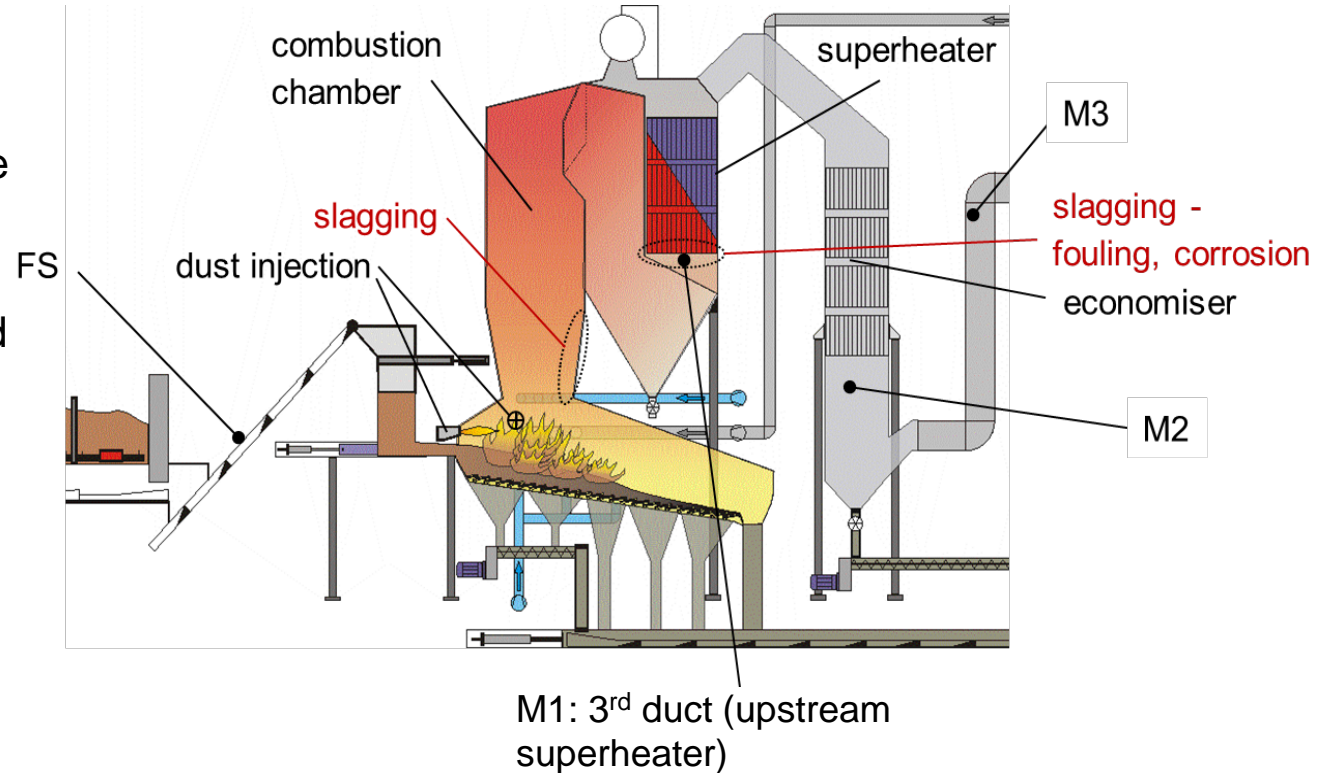
- 40 MW<sub>th</sub> grate furnace equipped with 3 dust injectors; production of superheated steam
- Fuel: grate: forest wood chips, bark and waste wood  
dust burner: dust fractions from the chipboard manufacturing process
- Problems: slagging in the combustion chamber, slagging and fouling at the heat exchanger, corrosion

# Introduction and objectives - Scheme of the biomass CHP plant



## Measurement and sampling points:

- FS ... fuel sampling
- M1 ... deposit probe
- M2 ... flue gas analysis
- M3 ... total dust and aerosol concentrations



# Introduction and objectives - Photos of problems in the biomass boiler



Protective evaporator from below (in the flow direction, luv) after a system operation of **9 weeks**



Rear wall of the 2<sup>nd</sup> duct against the flow direction after a system operation of **9 weeks**



- **Additive injection above the grate close to the right dust injector**
- **Measurements**
  - Flue gas composition ( $\text{SO}_2$ , HCl,  $\text{NO}_x$ , CO); total dust; aerosols
  - Chemical analysis: fuel, bottom ash, total dust and aerosols
  - Deposit formation
    - Deposit probe simulating a heat exchanger tube
    - Determination of built-up rate
    - SEM/EDX analysis for composition of deposits

# Methodology - Additive investigations

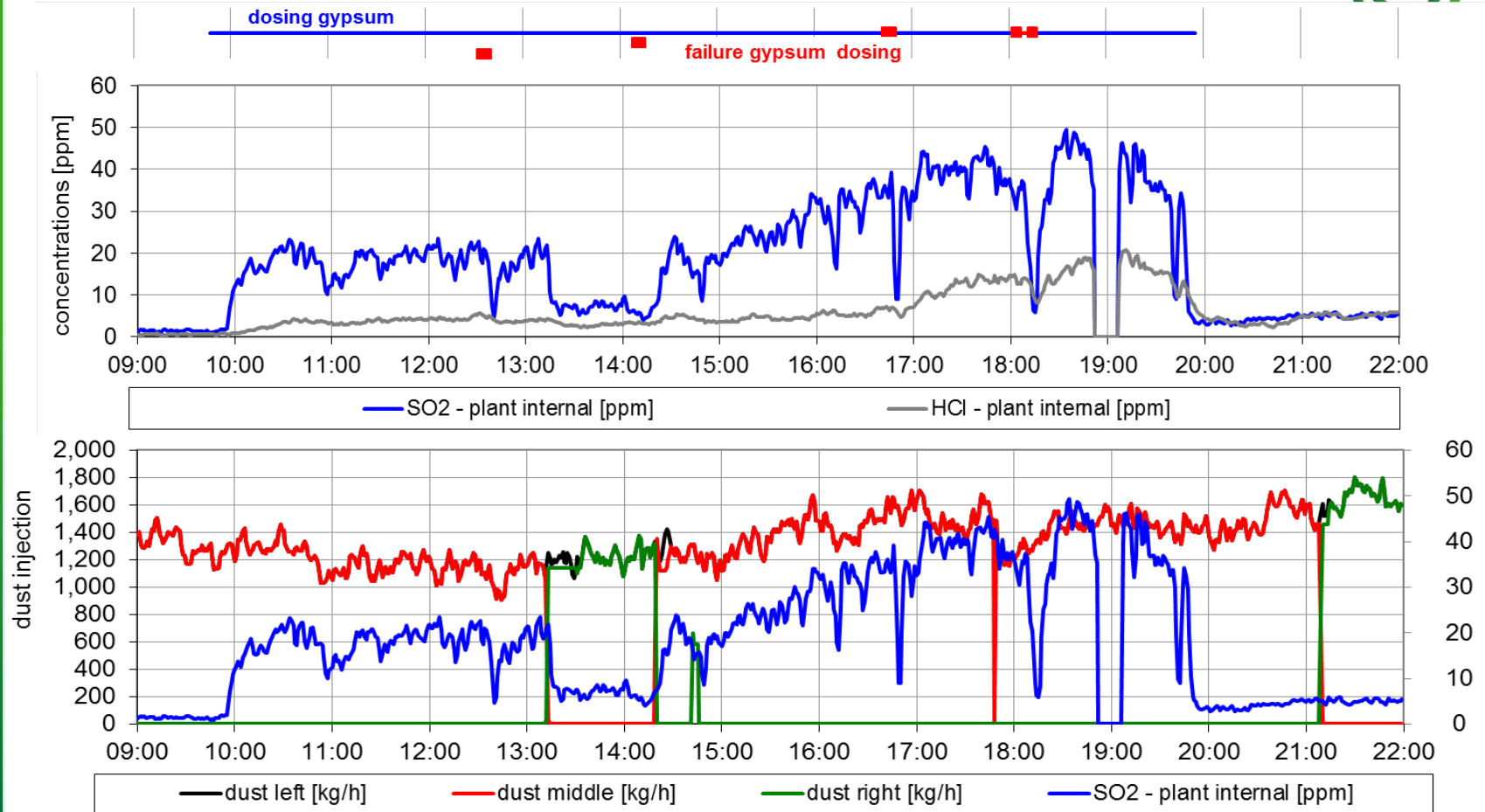


- **Additive application**
  - Reference without additive
  - Coal fly ash
  - Gypsum
- **Amounts of additive provided to the combustion system**

Additive	Addition in wt.% related to dry fuel	Addition in kg/min
Coal fly ash	3	3.92
Gypsum	2	2.61



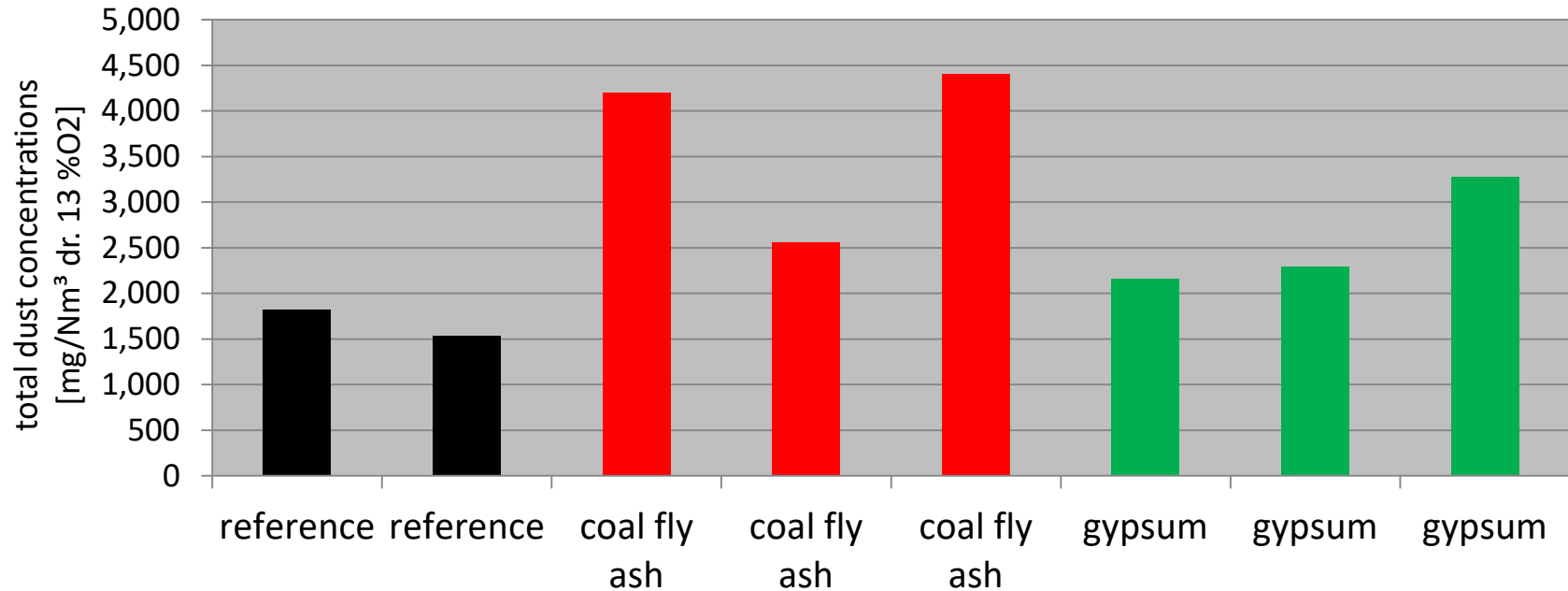
# Results - Flue gas composition – Gypsum addition



# Results - Total dust measurements



## ■ Total dust concentrations in the flue gas



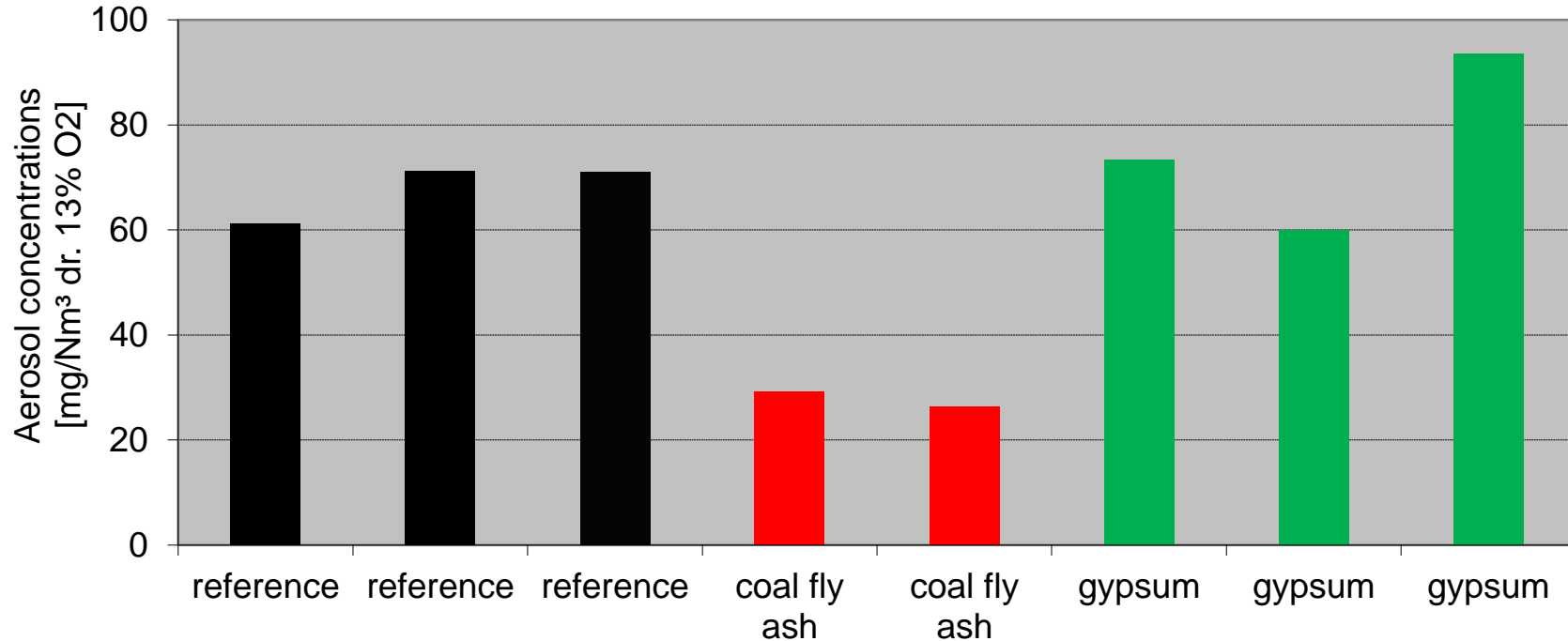


- **Total dust in the flue gas – chemical composition**
  - **Higher Al** und **lower K and Zn** concentration for **coal fly ash** addition compared to the reference case without additive.
    - Coal fly ash contains high amounts of Al and reduces the release of K and partly of Zn
  - Significantly **higher S** concentrations and **lower Cl** concentrations for **gypsum** addition compared to the reference case without additive
    - Degradation of gypsum in the combustion chamber
    - Formation of  $\text{SO}_2$  → formation of sulphates instead of chlorides

# Results – Aerosol measurements



## ■ Aerosol concentrations in the flue gas



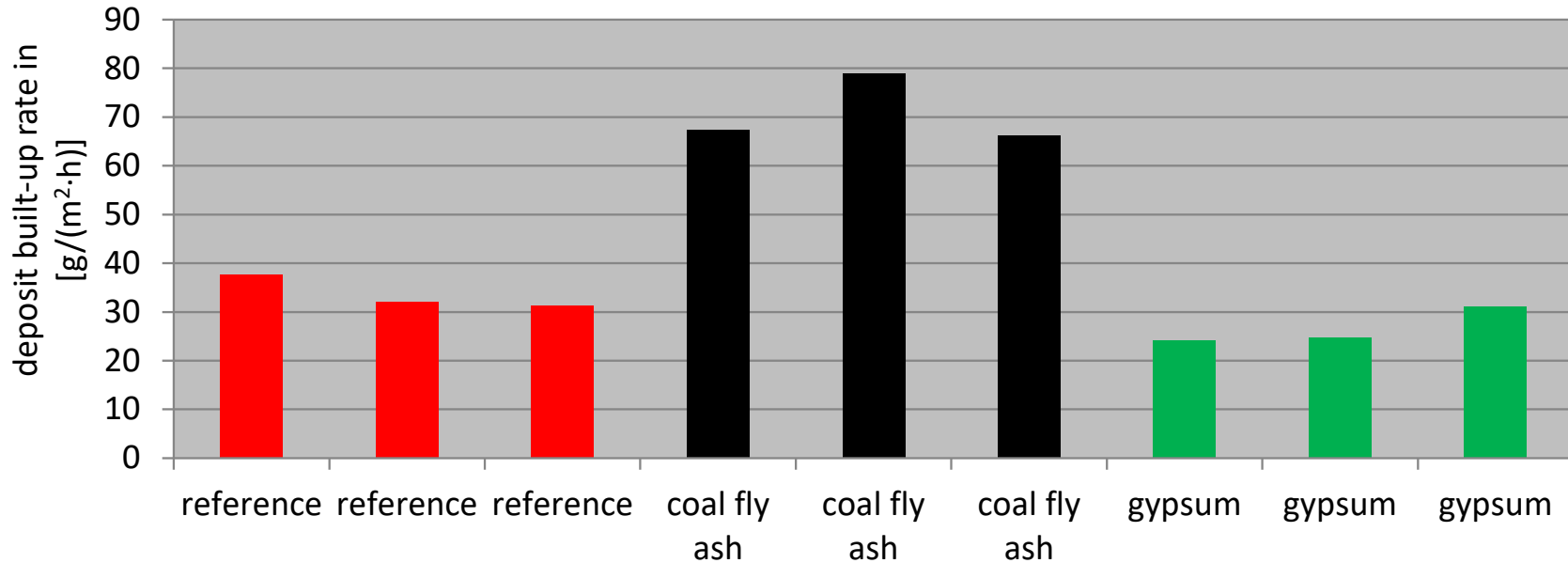


- **Aerosols in the flue gas – chemical composition**
  - **higher S** concentrations in the aerosols for **gypsum** addition
    - degradation of gypsum in the combustion chamber
  - **higher Si, Fe and Ca** concentrations in the aerosols for **coal fly ash** addition
    - High Si and rather high Fe concentrations in coal fly ash
  - **lowest K** concentration for **coal fly ash** addition
    - reduced K release by coal fly ash addition

# Results - Deposit formation - Built-up rate



## ■ Deposit built-up



■ Highest deposit built-up rate for coal fly ash addition

# Result - Deposit formation - Chemical composition

## ■ Reference

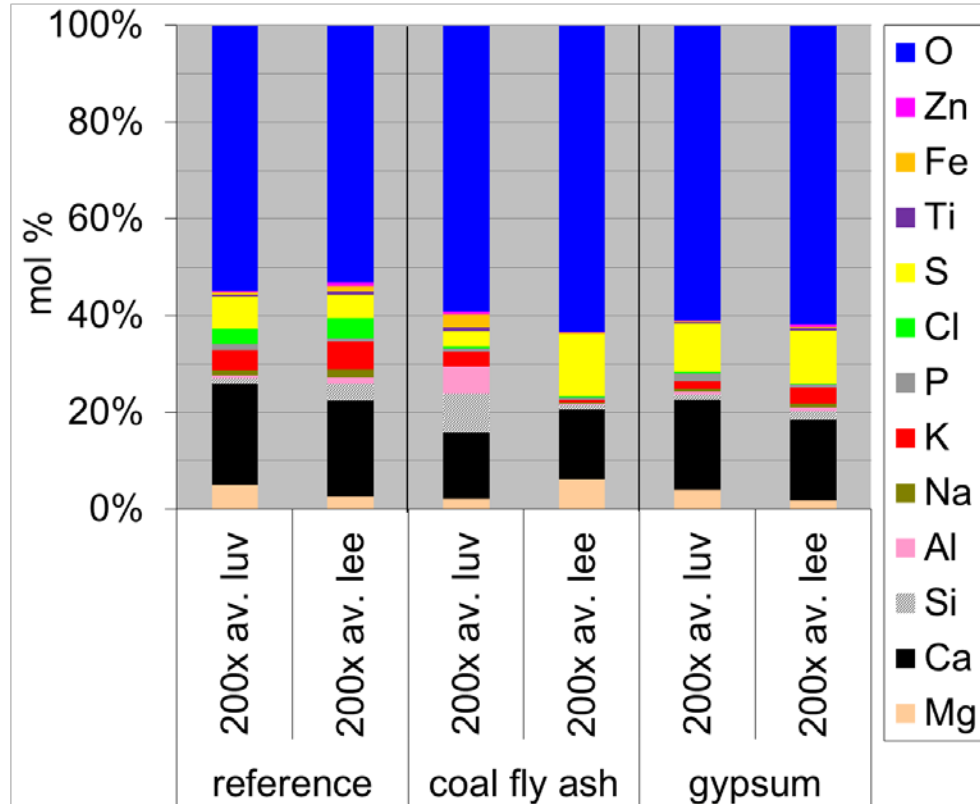
- Up to 4.1% Cl in deposits

## ■ Coal fly ash

- Increased Si and Al concentrations
- Reduced Cl content

## ■ Gypsum

- Increased S concentrations
- Almost no Cl (< 0.5%)



# Results - Deposit formation – high temperature corrosion



## ■ Molar 2S/Cl ratios of the deposits

		reference	coal fly ash	gypsum
2S/Cl depositions	mol/mol	4.2	19.3	75.6

- **Moderate to high** high temperature corrosion risk for the reference case
- **Negligible** high temperature corrosion risk for additive application, especially for gypsum addition



# Summary and conclusions



- **Position of additive injection and prevailing boundary conditions in the boiler (dust injection close to the additive injection) influences the precipitation of the additive in the boiler.**
  - Additive application must be individually tailored out to each specific combustion system
- **Degradation of gypsum in the combustion chamber successful**
  - Dust and aerosols comparable to reference case
  - Formation of  $\text{SO}_2$  → formation of sulfates instead of chlorides
  - Reduced risk for high temperature corrosion

# Summary and conclusions



- **Increased total dust concentrations for coal fly ash addition**
- **Increased deposit built-up rate for coal fly ash addition**
- **Higher S and lower Cl concentrations in the depositions for additive application → sulphation → lower high temperature corrosion risk**
- **Minimised aerosol concentrations for coal fly ash addition**
  - Reduced K (and Zn) release ratios



**Thank you for your attention!**

**REFAWOOD**



**Peter Sommersacher**

**[peter.sommersacher@best-research.eu](mailto:peter.sommersacher@best-research.eu)**

**<http://www.best-research.eu>**