



Integration of Demand Side Management, Distributed Generation, Renewable Energy Sources and Energy Storages Task XVII

Workshop on Demand Side Management (DSM) and Energy Efficiency

Vienna, 1st of April 2009
Seppo Kärkkäinen



2

Content of the presentation

- ❖ Summary
- ❖ Background and introduction to Task XVII
- ❖ Outputs
- ❖ Concluding remarks
- ❖ Continuation of the Task



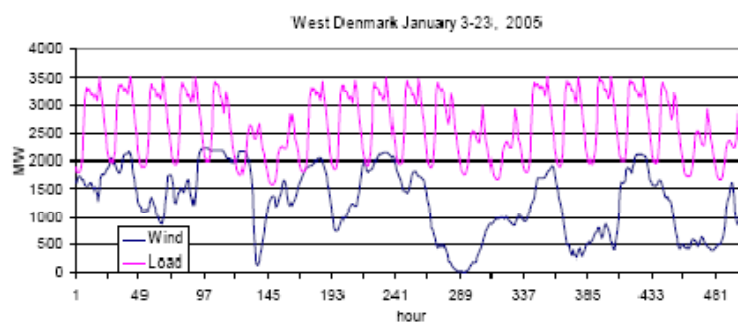
Summary

Inside the IEA DSM Agreement a scope study was carried out in Task XVII in cooperation with seven countries: Austria, Finland, Italy, Korea, Netherlands, Spain and USA.

The study was based on the information collected from the participating countries as well as from other countries concerning the state-of the art of market, DG/RES/storage technologies and their penetration as well as pilot case studies, research projects, etc.

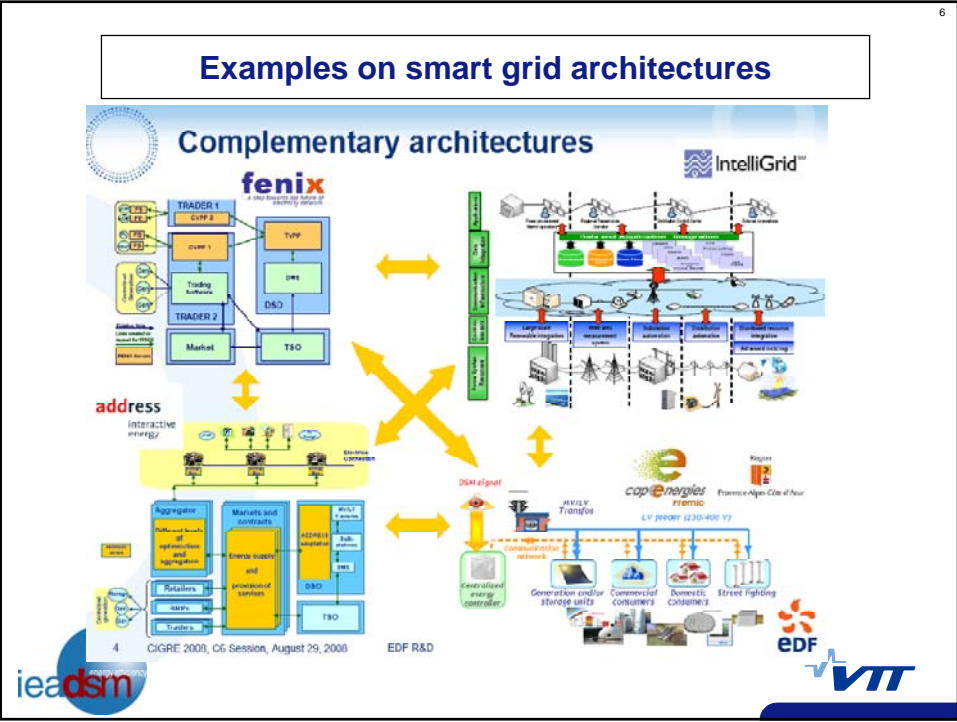
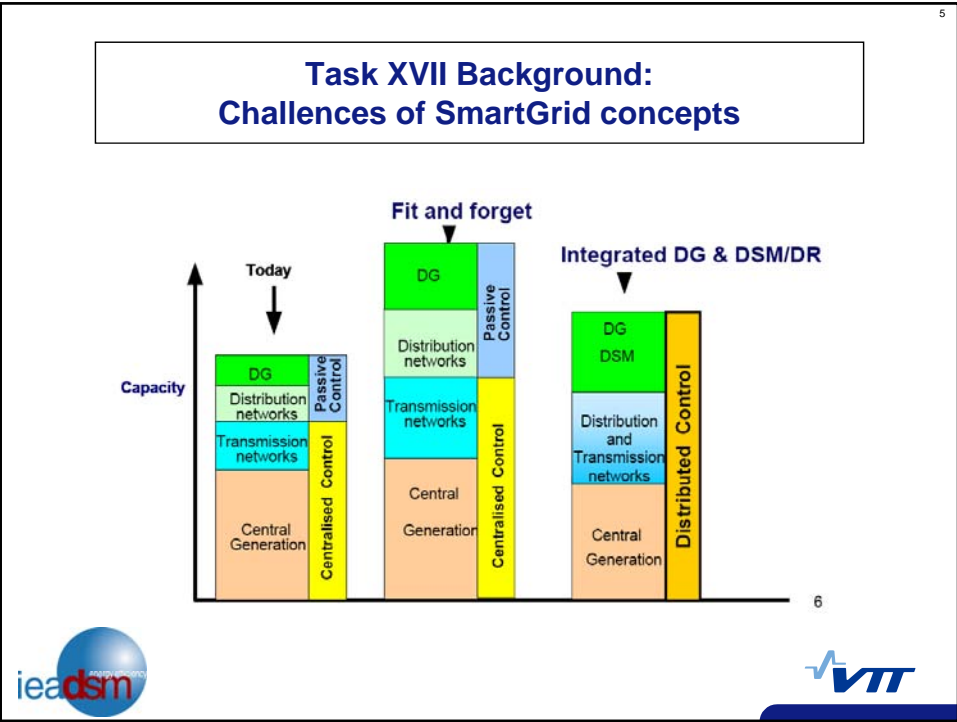


Task XVII Background: Problems from intermittent type of generation



Example: Wind power production (2400 MW wind power) and load in Western Denmark





7

Objectives of the Task

The main objective of the Task is

- ❑ to study how to achieve the optimal integration of flexible demand with Distributed Generation, energy storages and Smart Grids, and thus increase the value of Demand Response, Demand Side Management and Distributed Generation and decrease problems caused by intermittent distributed generation (mainly based on RES) in the physical electricity systems and at the electricity market The Task deals with distributed energy resources both
 - at local (distribution network) level and
 - at transmission system level where large wind farms are connected.
- ❑ The Task will also provide the integration based solutions and examples on successful best practices to the problems defined above.



8

Approach

The first step in the Task was to carry out a scope study collecting information from the existing IEA Agreements, participating countries and other sources (research programmes, field experience, information collected through Cigre working groups, etc), analyse the information on the basis of the above mentioned objectives and synthesize the information to define the more detailed needs for the further work.



Outputs from Phase 1

Task XVII - Integration of Demand Side Management, Distributed Generation, Renewable Energy Sources and Energy Storages - Final Synthesis Report vol 1. December 2008

Task XVII - Integration of Demand Side Management, Distributed Generation, Renewable Energy Sources and Energy Storages - Final Synthesis Report vol 2.

Vol I. includes the main report and Vol 2. is the annex report with detailed country descriptions, analysis tools etc. These reports are available at the IEADSM-website.

Two public workshops were also arranged in Petten and in Seoul. The presentations can be found from web-site

In spite of these public reports the secure web-site includes the answers to questionnaires of the experts and descriptions of about 50 case studies.



Overview of the situation

The main topics discussed in the main report are:

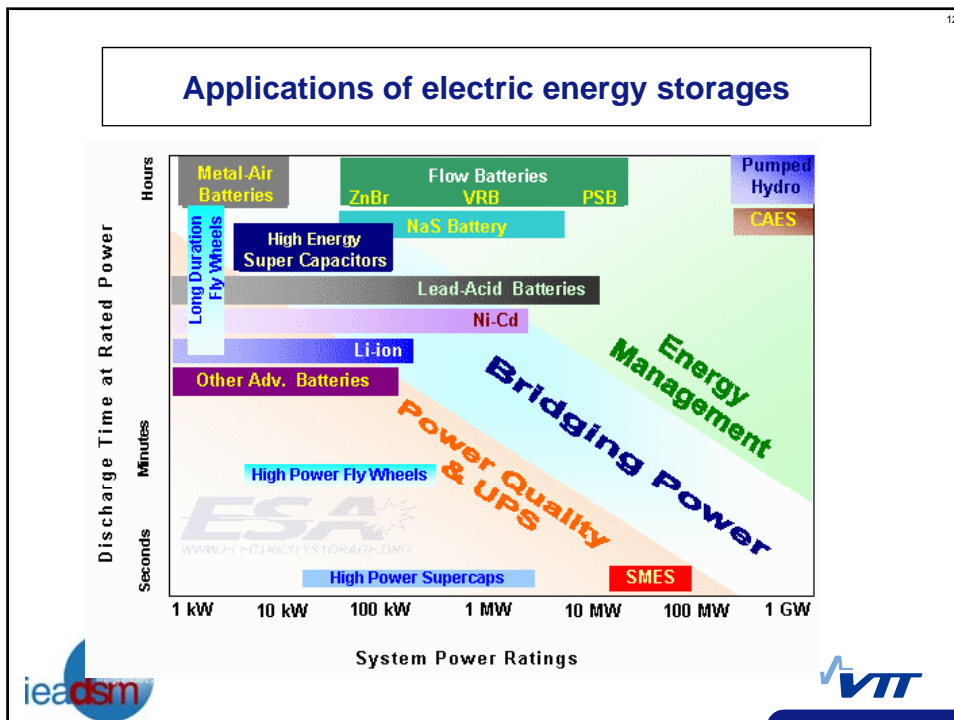
- DER and electricity supply
- Flexibility in electricity demand
- Communications and IT
- Integration analytics
- Regulation, policy and business models



Installed capacity (in MW) for DG and renewables

Country	Wind (MW)	Solar (MW)	CHP (MW)	μCHP (MW)	Small hydro (MW)	Others (MW)	Estimated Total DG (MW)
Finland	122	marginal	294	N/A	270 (<10 MW)	< 20	800
Italy	1500	120	3242 (<25 MW)	N/A	4138	672	9700
Netherlands	1560	53	8500	N/A	marginal		10200
Spain (<25 MW)	3705	413	4214	0.788	1702	538**	10600
USA	1078	810	***	minimal	minimal		2000
Austria	1032	36	402	****	1559 (<20 MW)	1	5000
Korea	178	36	3455	148	60 (<5 MW)	81	4000

Notes
 * : In Italy, others are biogas (347 MW) and heat & enthalpy recovery (325 MW)
 ** : In Spain, others are biomass, biogas and municipal solid waste fired units
 *** : In USA, total capacity almost 50 000 MW, most over 20 MW units
 **** : In Austria, total μCHP generation 6165 MWh, 1172 MW of small hydro capacity <10MW


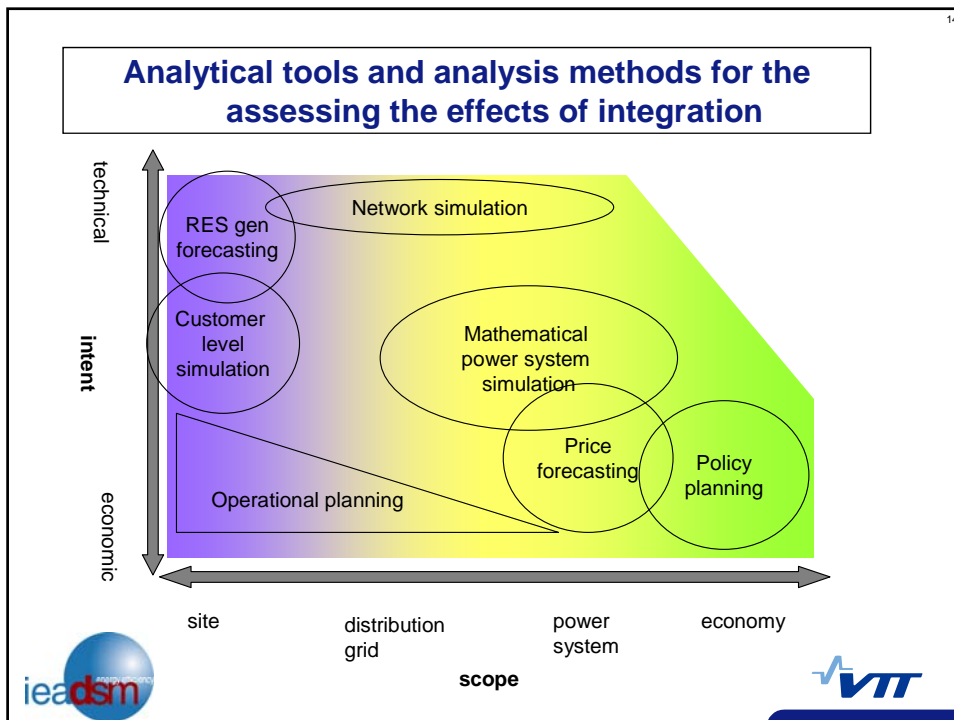


13

Existing DR options in the participating countries

Type of DR	Country	Note
Time of use	Finland	Retail and network ToU, usually for customers over 10 to 15MWh per year
	Italy	Night&Day tariffs for residential customers
	Spain	Compulsory above 50kW, otherwise optional
	Austria	
	Netherlands	
	USA	
	Korea	Industrial and commercial consumers
Real-time pricing	Finland	Some suppliers are offering this form of pricing for small customers if customer has an hourly meter
	Italy	For large and medium consumers
	Spain	For large consumers
	Netherlands	For large consumers
	USA	Exists and is viewed to increase
Curtailment and direct load control programs *	Italy	Interruptible load deals with VHV grid large customers (by 7% of country peak load)
	USA	Most of the DR programs are of this type
	Austria	



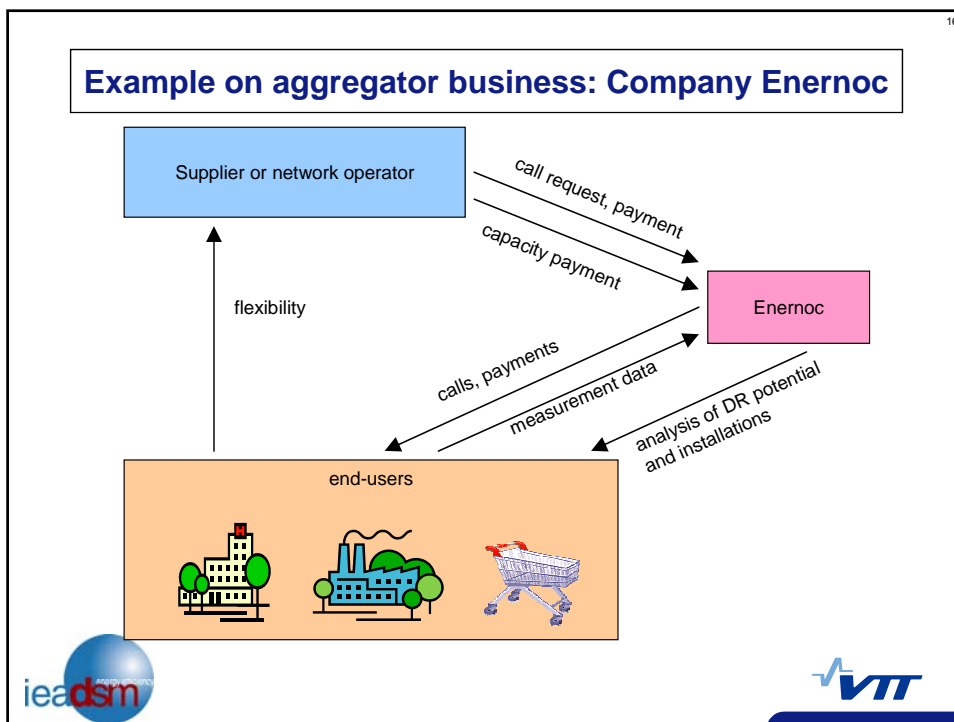
* : Does not include emergency curtailment programs that exist in all the participating countries

15

Renewable energy incentives

	Country	Note
Investment support	Finland	30% (40% for wind power)
	Korea	30% ~ 80% (depend on the types)
Tax reduction	Finland	Certain generation forms do not pay electricity tax
	Korea	10 % of investment in renewable energy can be deducted from corporate income tax
Feed-in tariffs	Italy	CIP6 scheme with frozen eligibility; all-inclusive scheme for devices less than 1MW
	Spain	Optional if under 50MW
	Austria	
	Korea	
Fixed premium	Italy	PV solar
	Netherlands	
	Spain	Optional if under 50MW
Green certificates	Italy	Quotas up to 6.8% (2012) of fossil generation & imports
Quota	Austria	For balancing areas

Pilot case studies

Case studies, experiments and research projects in the participating and some other countries have been collected and categorized:

- Autonomous grids, Microgrids
- Balancing DG units;
- Aggregation of units and virtual power plant
- Traditional DR/DSM
- Delay network investments



Experiences from research projects, demonstrations and field tests



- Most of the case studies are still in research, pilot or field test level and only a very few were actual business cases
- Integration technologies with different characteristics exist, but metering and communication technology are still expensive to install and maintain.
- Optimization algorithms for aggregated portfolio exist but are not public available yet.
- Market rules which allow the integration of different generation units - especially aggregation of production and consumption – differ between countries.



19

Annex – An overview of the most relevant standardization work on integration DSM, DG, RES, ES



- Interconnection and Communication (not limited to one type of generation)
- Photovoltaic Systems
- Wind Turbines
- (Micro)cogeneration
- Fuel cells
- Small Hydroelectric Power Plants
- Hybrid Systems
- Converters
- Batteries
- Power Quality
- Metering
- Interface protection – response to abnormal conditions (R: Required, IR: If Required by national regulation)

20

Example: Interconnection and Communication (not limited to one type of generation)

Standard(s)		Stage
IEEE 1547 (Part 1 – 6)	IEEE Standard for Interconnecting Distributed Resources with Electric Power Systems	Published (Draft)
EN50438	Requirements for the connection of micro-(co)generators in parallel with public low-voltage distribution networks	Draft
IEC 61850	Basic communication structure for substation and feeder equipment	Published
IEC 61850-7-420	Communications systems for Distributed Energy Resources (DER) - Logical nodes	Draft

Concluding remarks (1)

As a conclusion of the analysis it can be said that the increased penetration of DG as well as the technology and market developments result in

- new roles of the different stakeholders meaning new business environment and possibilities; on the other hand new tools are also needed in this new business area,
- metering and ICT technologies are developing rapidly,
- the above development will result in new products, services and pricing policies which can activate the more deep participation of final consumers in the market

Successful integration means that different technologies in supply and demand side as well as in ICT are developed to the level where their integration is feasible both technically and economically and that regulation, policy and market give the successful framework for the integration.



Concluding remarks (2)

The summary on the situation of integration was developed on the basis of analysis and expert group opinions. The status of each item was assessed among the following:



<i>Early:</i>	R&D
<i>Young:</i>	Pilots / Field tests
<i>Existing:</i>	Available, at least one vendor or early adopters involved
<i>Mature:</i>	Widespread commercial



23

Status of integration (1)



Electricity supply	Fossil fuel based technologies	Young Existing Mature
	<ul style="list-style-type: none"> ▪ fuel cells ▪ micro chp ▪ conventional chp 	
	Renewables	Mature Existing/Mature Mature Young/Mature Young/Mature
	<ul style="list-style-type: none"> ▪ Wind ▪ pv ▪ small hydro ▪ waves, tidal ▪ biomass 	
	Renewable production forecasting	Young/Existing
	Electrical energy storage	Young/Mature Existing/Mature Early/Existing
	<ul style="list-style-type: none"> ▪ energy management ▪ bridging power ▪ power quality 	
Economic dispatch, SCUC software	Mature	
Resource planning techniques, tools	Mature	
Real-time grid operation tools	Mature	

24

Status of integration (2)



Electricity demand	Many DSM techniques	Mature
	Automated DR devices	Young
	Pricing granularity (smart rates) <ul style="list-style-type: none"> ▪ Small customers ▪ Large customers 	Early Existing
	Consumer response and production	Early
Communication, control and monitoring	Communication networks	Mature
	High-speed digital monitoring	Mature Mature Young Early
	<ul style="list-style-type: none"> ▪ Generation ▪ Transmission (EU) ▪ Transmission (USA) ▪ Distribution 	
	Smart meters deployment	Young/Existing
	Cyber-security	Young/Existing
	Interoperability	Existing
	Functional Automation/Monitoring	Mature Young
	<ul style="list-style-type: none"> ▪ for large assets ▪ for DER 	
	Intelligence/Smart behaviour	Young
	User/primary process feedback	Young/Existing
Intelligent agents and distributed controllers	Young	
Communication semantic and content	Young/Existing	

25

Status of integration (3)

Integration analytics	Modelling electricity system impacts	Young/Existing
	Understanding relative costs and benefits	Existing
	Controlling and coordinating parts	Young
	Good, real data	Early / Young
Regulation, policy and business	How to capture benefits	
	Incentives and subsidies	
	How to pay for everything	
	Taxation	
	Aggregator business	Young/Existing

26

Work continuation: assessment of the effects of the penetration of emerging DER technologies to different stakeholders and to the whole electricity system

The emerging DER technologies to be discussed include

- plug-in electric and hybrid electric vehicles (PEV/PHEV)
- different types of heatpumps for heating and cooling
- photovoltaic at customer premises
- micro-CHP at customer premises
- energy storages (thermal/electricity) in the connection of previous technologies
- Other technologies seen feasible in 10 – 20 years period, especially by 2020.

The main Subtasks in the Task extension are

- Assessment of technologies and their penetration in participating countries
- Stakeholders involved in the penetration and effects on the stakeholders
- Assessment of the quantitative effects on the power systems and stakeholders
- Conclusions and recommendations

